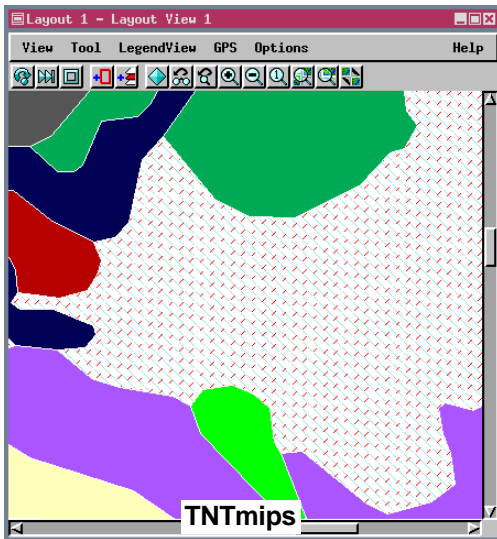

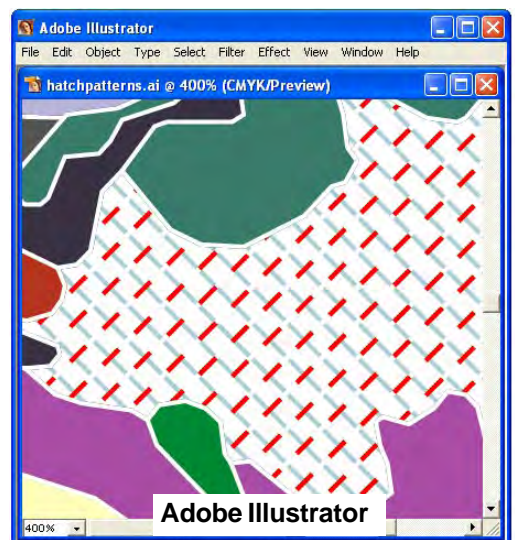
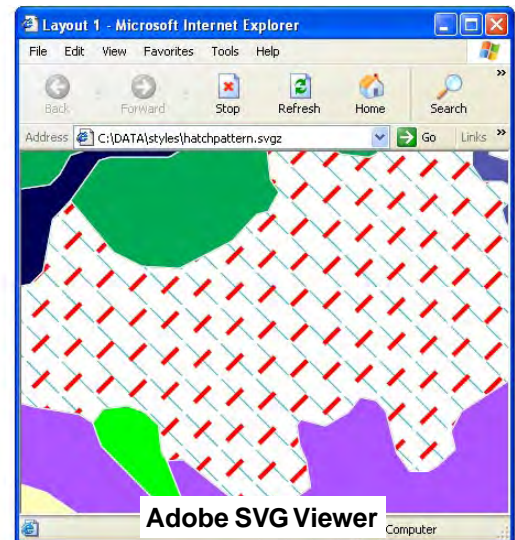
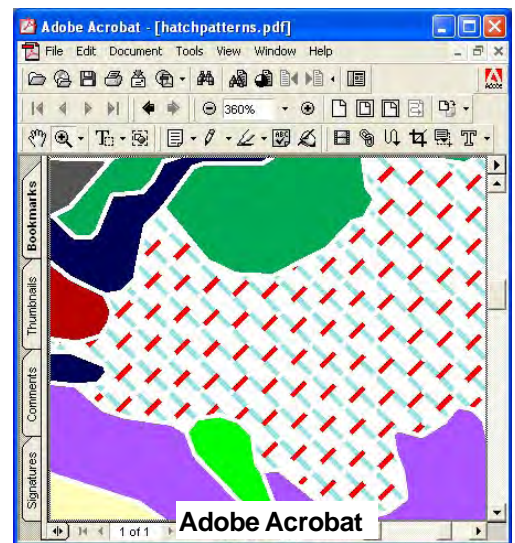


Publish Maps Containing Hatch Patterns




A hatch pattern in the TNT products is a fill pattern made up of lines with width that does not change as you zoom in and out. Hatch patterns used for polygon filling in your layouts can now be converted to Adobe Acrobat files (.pdf), Adobe Illustrator files (.ai), and Scalable Vector Graphics files (.svg and .svgz) by printing from the Spatial Data Display process. You select the appropriate file type from the list of printers in the Page Setup window. These graphics programs do not

support lines that do not increase in width as you zoom in. Thus, the appearance of any polygons filled with hatch patterns will differ from their appearance in TNTmips as you zoom in in these graphics programs (see the illustrations at the right). At Full View in a similarly sized window, the appearance of the graphic in these three programs will be about the same as the vector in TNTmips. As you zoom in, however, the lines will get wider in these Adobe programs while staying the same width in TNTmips.



Adobe SVG Viewer

If you turn on the Include Layer Controls toggle (under additional options) when converting to SVG, you also gain the ability to change the color of elements in Adobe SVG Viewer. You can change the color of hatch pattern fill elements in the viewer by right-clicking on a line. If the hatch pattern element you click on happens to be a line pattern, you will change the color of all the same elements in that line. For example, in the red and white dashed line pattern you can change the red to another color without changing the white and vice versa.



Adobe Illustrator

In Adobe Illustrator, the hatch lines that make up the pattern can be edited to change color, opacity, thickness and other attributes without any special settings when printing. If a line pattern is used for hatch lines, each pattern element can be selected individually. They are not treated as a repeating unit as they are in the SVG Viewer. There is no editing of hatch patterns in Adobe Acrobat.