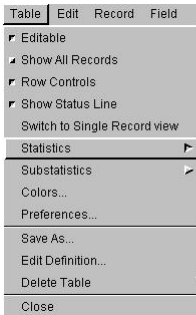


Database Table Statistics


DID YOU KNOW . . . you can view statistics for the records in a database table when in tabular view?

What Database Table Statistics Give You

- View six types of statistics and/or substatistics in a database table: count, sum, mean, standard deviation, minimum, and maximum
- View statistics calculated for all records
- View substatistics calculated for records with the same attribute value
- Choose not to show statistics for particular fields
- Save only statistics in a new database table



Toggle on these buttons to view corresponding statistics.



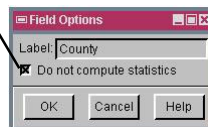
Six types of statistics are calculated for all records in the illustration below.

NRD	County	Population	Density
UPPER NIOBRARA W	Sioux	1549	29
UPPER NIOBRARA W	Dawes	9021	167
UPPER NIOBRARA W	Box Butte	13130	243
UPPER NIOBRARA W	Sheridan	6750	125
UPPER NIOBRARA W		4	4
UPPER NIOBRARA W		30450	563
UPPER NIOBRARA W		7613	141
UPPER NIOBRARA W		4828	89
UPPER NIOBRARA W		1549	29
UPPER NIOBRARA W		13130	243
UPPER REPUBLICAN	Perkins	3367	143
UPPER REPUBLICAN	Chase	4381	186
UPPER REPUBLICAN	Dundy	2582	110
UPPER REPUBLICAN		3	3
UPPER REPUBLICAN		10330	439
UPPER REPUBLICAN		3443	146
UPPER REPUBLICAN		902	38
UPPER REPUBLICAN		2582	110
UPPER REPUBLICAN		4381	186

Substatistics are shown for all records with the same attribute value in the field used for sorting.

NRD	County	Population	Density
UPPER LOUP	Logan	878	28
UPPER LOUP	Blaine	675	21
UPPER LOUP	Brown	3657	116
UPPER NIOBRARA W	Sioux	1549	29
UPPER NIOBRARA W	Dawes	9021	167
UPPER NIOBRARA W	Box Butte	13130	243
UPPER NIOBRARA W	Sheridan	6750	125
UPPER REPUBLICAN	Perkins	3367	143
UPPER REPUBLICAN	Chase	4381	186
UPPER REPUBLICAN	Dundy	2582	110
		93	93
		1578385	145988
		16972	1570
		48791	6570
		462	21
		416444	60609

Turning this toggle on turns off statistics for the field.



To open the Field Options window, right-click on the field name and select Field Options from the menu.

How to View Database Table Statistics

- Click on database table checkbox to open the database table.
- Select Statistics or Substatistics from the Table menu.
- Toggle on the desired statistic type button to calculate and view.

WANT TO KNOW MORE?

See the tutorial booklet entitled:

Managing Relational Databases

